



CORNING

EDGE™ Distribution System Boundaries

A New Path to Speed and Sustainability

Our pre-engineered data center solutions can help customers install faster, reduce packaging, and minimize risk:

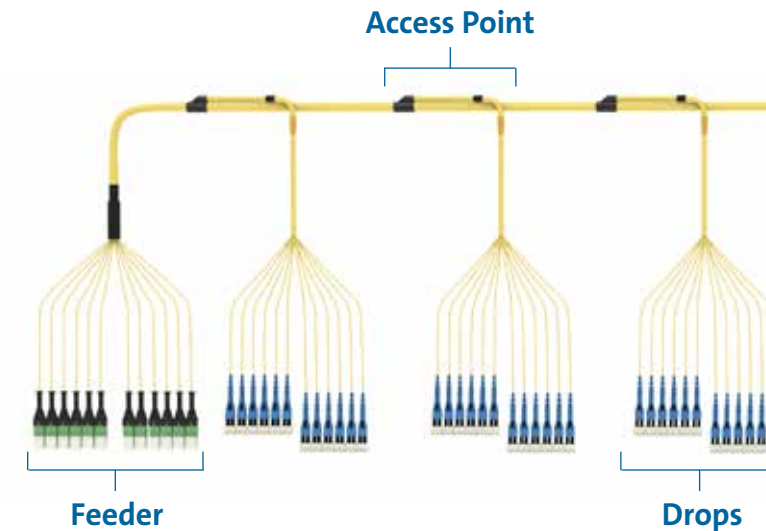
The Corning EDGE™ Distribution System is an innovative new solution for server row cabling, which replaces a large number of patch cords with one single assembly.

It's pre-engineered to your specifications with access points at defined locations along the assembly, where fiber legs are dropped to provide the connectivity required at each cabinet.

You'll save time, congestion, safety risk, inventory, and packaging. Our easy-to-use configuration tool and expert technical support can help you plan and order exactly what you need.

REDUCE SERVER ROW CABLING TIME BY UP TO **75%***

*Base case: Row of 18 server cabinets with four fibers provided to each cabinet



Personalization Options

to Match Your Network Design and Ease Installation

- Assembly fiber count
- Number of access points
- Number of fibers per access point
- Labeling and color coding
- Connector type
- Polarity

Access Point:

A point along the EDGE™ DS assembly, where a subset of fibers is accessed to provide connectivity to a particular cabinet or group of cabinets within the row

Feeder:

The main end of the EDGE DS assembly, providing full connectivity to the end of the server row

Drops:

Individual fiber legs that drop into the cabinets providing server row connectivity


Custom Labeling and Color Coding

in the factory minimizes field labor requirements.





Pre-Engineered to Install Faster, Reduce Packaging, and Minimize Risk.

- **Fast, Easy Installation** – EDGE DS is one assembly, installed in 45 minutes vs. three hours for a typical patch cords deployment.
- **Reduced Packaging** – By shipping as one SKU, in one box, EDGE DS requires fewer boxes and plastic bags than patch cords.
- **Minimized Risk** – Simplified cabling installation means less time spent standing on ladders, and options for custom labeling and color coding mitigate the risk of port connection errors across switch fabrics.



72-Fiber Scenario Comparison:

EDGE™ Distribution System	Traditional Patch Cord Deployment
One assembly One packaging box Less congested ladder rack 45 minutes to install	36 duplex LC patch cords Multiple packaging boxes More congested ladder rack Up to three hours to install
	

Features	Benefits
Reduced Installation Time	Deploying a single EDGE™ DS assembly can reduce speed and cost by up to 75% when compared to deploying multiple patch cords in a server row
Custom Labeling and Personalization	Custom Labeling and Personalization – Custom Label text and connector colors to clearly identify fabrics or other data paths
Minimized Risk	Less packaging, less SKUs, and less time spent on ladders reduces risk of injury and errors during installation
Factory Termination	Results in quicker deployment and better performance while reducing risks associated with field installation, rework, or high insertion loss
Design Tools and Field Services	Corning’s Measurement System, Online Product Configurator and Engineering personnel provide additional support throughout the entire process, from design through installation and testing
Corning® CleanAdvantage™ Technology and Optimized Dust Caps	Eliminate the need for scoping and cleaning prior to initial field connection

Specifications

Assembly OD	Flame Rating
15.5 mm	Riser/LSZH™ assembly tube

Single-Mode Connector Insertion Loss ¹	
8 F MTP® PRO	0.35 dB
12 F MTP PRO	0.35 dB
24 F MTP	0.35 dB
LC Uniboot	0.25 dB

Notes:

¹ IL is measured as a mated pair in the factory. For EDGE DS product designs with MTP and LC Uniboot connectors, the unit IL (both ends mated pair) would be 0.6 dB. Tested per TIA-568-C.3.

Feeder Connectors

providing end-of-row fiber connectivity.

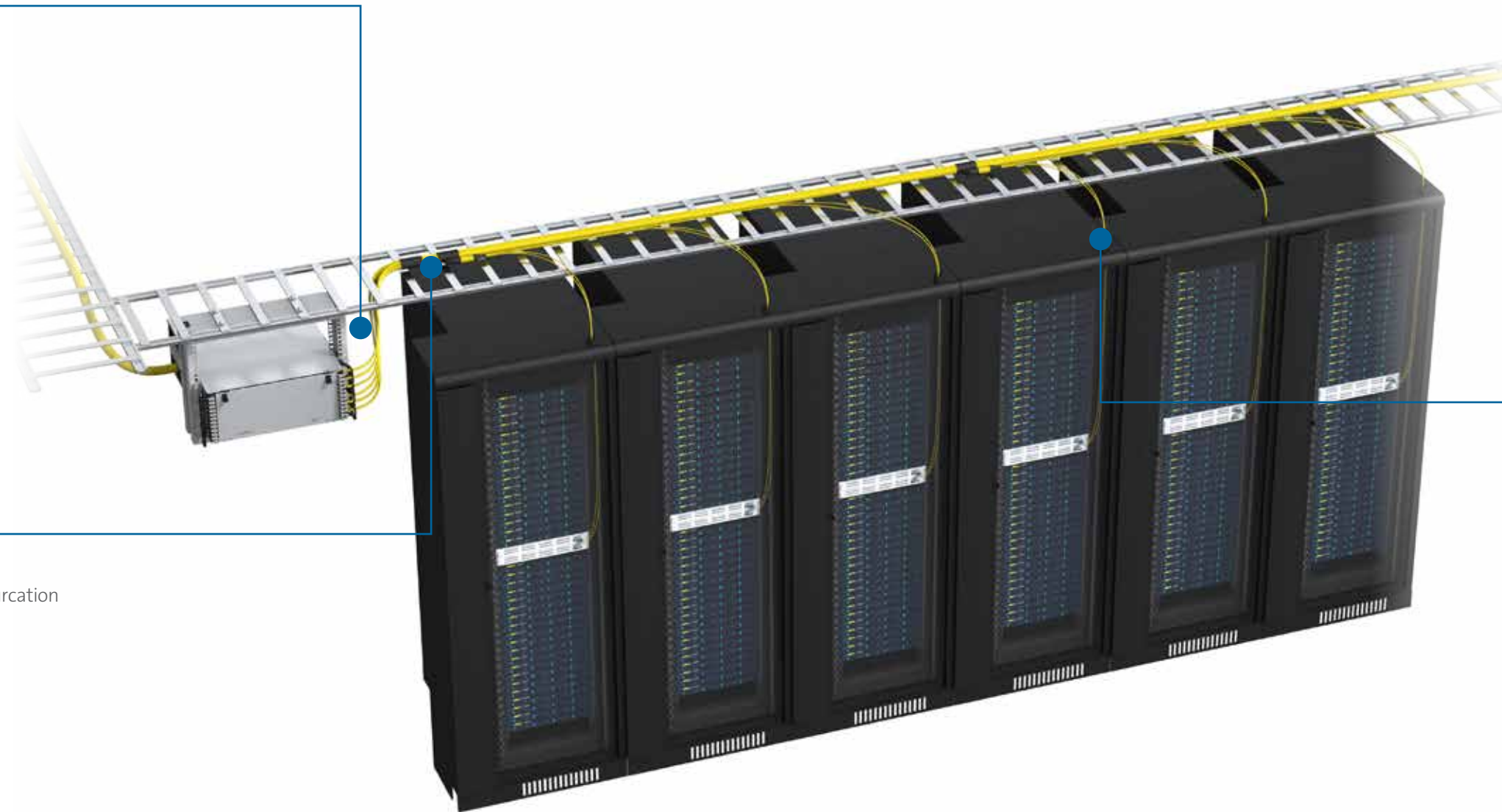
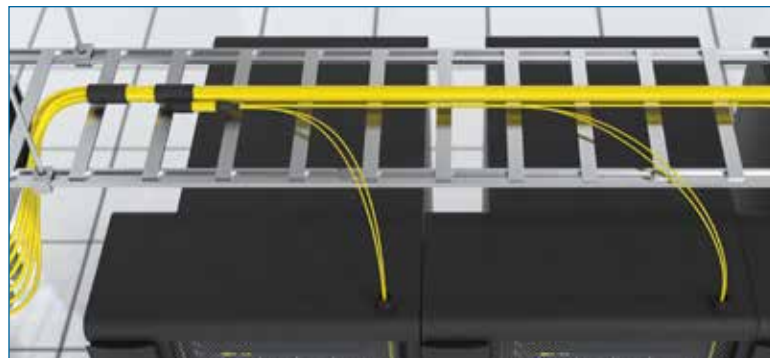
- Available with 8-, 12-, or 24-fiber MTP® connectors
- Leg Lengths from 12 to 120 inches (305 to 3,050 mm)
- Up to 4 leg groups with independent customization of length and color



Access Points

along the assembly are personalized to your data center design.

- 2 to 12 Access Points per EDGE™ DS assembly
- Access Point 1 – minimum 27 inches (690 mm) from the Feeder end furcation
- Individually position Access Points along the assembly with minimum 4 feet (1.2 meters) of spacing between APs



Overall Product Specifications


- Total product length – maximum 100 feet (30.5 meters)
- Total fiber count:
 - Using LC Uniboot at drops, minimum 16 F, maximum 144 F
 - Using 8 F MTP® at drops, minimum 16 F, maximum 96 F

Drop Legs and Connectors


provide needed connectivity to each cabinet.

- Available with LC Uniboot (4-24 F per drop) or 8 F MTP (8 F, 16 F, or 24 F per drop) connectors
- Leg Lengths from 36 to 300 inches (910 to 7,600 mm)
- Drops are designed independent of each other to account for columns and anomalies within the server rows
- Up to 6 groups of legs at each Drop with independent leg length and colors
- Uniform fiber count per drop with the exception of the final drop





Learn more about the EDGE™ Distribution System at
www.corning.com/edge-distribution-system



CORNING

Contact your sales engineer to begin the design process using Corning's
EDGE DS Measurement System and online Product Configurator

Corning Optical Communications LLC • 4200 Corning Place • Charlotte, NC 28216 USA
800-743-2675 • FAX: 828-325-5060 • International: +1-828-901-5000 • www.corning.com/opcomm

Corning Optical Communications reserves the right to improve, enhance, and modify the features and specifications of Corning Optical Communications products without prior notification. A complete listing of the trademarks of Corning Optical Communications is available at www.corning.com/opcomm/trademarks. All other trademarks are the properties of their respective owners. Corning Optical Communications is ISO 9001 certified. © 2023 Corning Optical Communications. All rights reserved. LAN-2972-AEN / February 2023