

# Cable Assemblies

CORNING

## Features and Benefits

### Flame-retardant jacket

Rugged and durable

### Superior Performance Testing

Every termination is tested to ensure the highest in network performance

### State-Of-The-Art Manufacturing Processes


Corning proprietary manufacturing processes and advanced technology result in unsurpassed product consistency

### Corning advantage


Integrated developer and manufacturer of cable, connectors and fiber to ensure overall cable assembly performance

Corning offers the most complete line of connectors and factory-terminated cables, from single-fiber patch cords to high-fiber-count assemblies. As the industry's leading supplier of cable assemblies, Corning's state-of-the-art manufacturing process ensures unsurpassed connector performance with products that meet or exceed all industry standards for reflectance and insertion loss. Highly trained and qualified associates thoroughly inspect the incoming fibers and ferrules, assemble and polish them using a carefully monitored and controlled process. The assemblies undergo rigorous performance testing to ensure optimal quality in every connector.

Corning's preterminated assemblies use only high-quality Corning optical fibers to ensure total performance quality.



**ST Compatible Ultra PC 12-Fiber Cable Assembly**  
| Photo LAN2784




**EDGE Reverse Polarity Uniboots**  
| Photo LAN2217-2218

## Reverse Polarity Uniboot Duplex Jumpers

EDGE™ Reverse Polarity Uniboot Duplex Jumpers allow for the quick and easy conversion from a TIA-568 A-B polarity to a TIA-568 A-A polarity without exposing the fibers or needing any tools. This jumper comes with a straight-through polarity from the factory, but you can convert it to a flipped jumper with no tools. This uniboot design allows one cable to carry both fibers, reducing jumper bulk when routing.

### Features

- Slim round 2-fiber interconnect cable
- Uniboot style duplex connectors
- Improved handling in high-density applications
- Low-loss connectivity enables system design flexibility
- Enabled by bend-insensitive Corning® ClearCurve® multimode or SMF-28e® Ultra single-mode fibers
- Designed to withstand tight bends and challenging cable routes



LC Uniboot Patch Cord Specifications			
Connector	Connector Code	Max. Attenuation (dB)	Return Loss (dB)
MM LC Uniboot	79	0.5	≤26
SM LC Uniboot	78	0.5	≤55

# Cable Assemblies

CORNING

## Ordering Information

<input type="text"/>	<input type="text"/>	<input type="text"/>	<input type="text"/>	0	2	<input type="text"/>	D	<input type="text"/>	2	0	<input type="text"/>	<input type="text"/>	<input type="text"/>	<input type="text"/>
<b>1</b>	<b>2</b>	<b>3</b>	<b>4</b>								<b>5</b>		<b>6</b>	

**1** Select connector one type.  
79 = Multimode LC Uniboot (OM3/OM4)  
78 = Single-mode LC UPC Uniboot (OS2)

**2** Select connector two type.  
79 = Multimode LC Uniboot (OM3/OM4)  
78 = Single-mode LC UPC Uniboot (OS2)

**3** Select fiber type.  
T = 50  $\mu$ m multimode (OM3)  
Q = 50  $\mu$ m multimode (OM4)  
V = 50  $\mu$ m wideband multimode (OM5)  
G = Single-mode Ultra (OS2)

**4** Select flame rating.  
1 = Riser  
8 = Plenum

**5** Select length.  
001-250 (tip-to-tip)

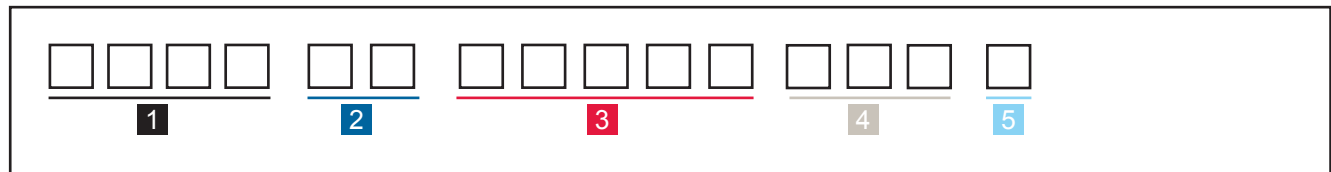
**6** Select unit of measure.  
F = Feet  
M = Meters

## Cable Assembly Ordering Matrix

Corning jumpers and high-fiber-count assemblies are ordered using five easy steps. The steps involve the selection of connector(s), fiber count, fiber type, cable, length and unit of measure. The format/steps are listed below.

Note: Begin with smallest connector code.

## Ordering Information



- 1** Select connector code.
- 00 = No connectors (use when ordering a pigtail)
- Multimode**
- 03 = LC simplex PC\*
  - 05 = LC duplex PC\*
  - 39 = SC simplex PC
  - 50 = ST compatible PC
  - 57 = SC duplex PC
- Single-mode**
- 02 = LC ultra PC simplex\*
  - 04 = LC ultra PC duplex\*
  - 22 = LC angled PC simplex\*
  - 44 = SC angled PC simplex
  - 58 = SC ultra PC simplex
  - 61 = ST compatible ultra PC
  - 72 = SC ultra PC duplex
- See Notes 1 and 2.*

- 2** Select fiber count.
- 01      24
  - 02      36
  - 04      48
  - 06      72
  - 08      96
  - 12      144 (E4)
- See Note 3.*

- 3** Select cable code based on construction and fiber type.
- See Table A.

- 4** Select cable assembly length.
- 001-999 (tip to tip)
- See Note 4.*
- 5** Select unit of measure.
- M = Meters
  - F = Feet

Notes:

- 1) Select connector code based on type of adapter used at the patch panel and the electronic interface connector. Always use the lowest code first when constructing the part number.
- 2) Available on 1.6, 2.0 mm and 900 μm cable types only (\*).
- 3) For fiber counts greater than 96, contact a Corning Customer Care Representative.
- 4) For lengths greater than 999, contact a Corning Customer Care Representative.

## Connector specifications |

Multimode Connectors						
Type	Code	Typical Insertion Loss (dB)		Max. Insertion Loss (dB)	Ferrule	Housing
		50/125 $\mu\text{m}$	62.5/125 $\mu\text{m}$			
LC PC Simplex	03	0.35		0.5	Ceramic	Composite
LC PC Duplex	05	0.35		0.5	Ceramic	Composite
SC PC Simplex	39	0.35		0.5	Ceramic	Composite
SC PC Duplex	57	0.35		0.5	Ceramic	Composite
ST Compatible PC	50	0.35		0.5	Ceramic	Composite

Single-mode Connectors						
Type	Code	Typical Insertion Loss (dB)	Max. Insertion Loss (dB)	Typical Reflectance (dB)	Ferrule	Housing
LC Duplex UPC	04	0.15	0.25	$\leq -59$	Ceramic	Composite
LC Duplex APC	18	0.15	0.25	$\leq -65$	Ceramic	Composite
LC Simplex APC	22	0.15	0.25	$\leq -65$	Ceramic	Composite
SC Simplex UPC	58	0.15	0.25	$\leq -58$	Ceramic	Composite
SC Duplex UPC	72	0.15	0.25	$\leq -59$	Ceramic	Composite
SC Simplex APC	44	0.15	0.25	$\leq -65$	Ceramic	Composite
SC Duplex APC	66	0.15	0.25	$\leq -65$	Ceramic	Composite
ST Compatible UPC	61	0.15	0.40	$\leq -58$	Ceramic	Composite

# Cable Assemblies



## Cable Table

Table A				62.5 $\mu$ m (OM1)	50 $\mu$ m (OM3)	50 $\mu$ m (OM4)	SMF-28e	SMF ClearCurve
<b>Cable Listing: No Listing Required</b>								
900 $\mu$ m				K4130	T4180	Q4190	R4131	
Indoor Cable	Fiber Count	Flame Rating	Leg Length/OD	Orange	Aqua	Aqua	Yellow	Yellow
Single-Fiber Cable (SFC)	1	Riser	1.6 mm	K3116	T3116	Q3116	R3116	G3116
Zipcord Cable	2	Riser	10 - 13" 2.0 mm	K5120	T5120	Q5120	R5120	G5120
MIC Cable	4, 6, 8, 12	Riser	39" 2.0 mm	K8120	T8120	Q8120	R8120	G8120
MIC Cable	24, 72, 144	Riser	39" 2.0 mm	K8120	T8120	Q8120	R8120	G8120
Zipcord Cable	2	Plenum	10 - 13" 2.0 mm	K5820	T5820	Q5820	R5820	G5820
MIC Cable	12	Plenum	39" 2.0 mm	K8820	T8820	Q8820	R8820	G8820
MicroModule Cable (6-144 fiber)	6 - 144	Plenum	39" 2.0 mm		TD920	QD920		GD920
MicroModule w/grip on one end					TD9G2	QD9G2		GD9G2
MicroModule w/grip on both ends					TD9G4	QD9G4		GD9G4
Fiber Type				62.5 $\mu$ m (OM1)	50 $\mu$ m (OM3)	50 $\mu$ m (OM4)	SMF-28e	SMF ClearCurve
Indoor/Outdoor Cable	Fiber Count	Flame Rating	Leg Length/OD	Black	Black	Black	Black	Black
FREEDM LT (12 & 24 Fiber)	12 & 24	Riser					RUF25*	
FREEDM One (6 & 12 Fiber)	6 & 12	Riser					R8F20	



Corning Optical Communications LLC • PO Box 489 • Hickory, NC 28603-0489 USA

800-743-2675 • FAX: 828-325-5060 • International: +1-828-901-5000 • [www.corning.com/opcomm](http://www.corning.com/opcomm)

A complete listing of the trademarks of Corning Optical Communications is available at [www.corning.com/opcomm/trademarks](http://www.corning.com/opcomm/trademarks).

All other trademarks are the properties of their respective owners. Corning Optical Communications is ISO 9001 certified.

© 2017 Corning Optical Communications. All rights reserved.

